



SANDVIK SAF 2304[®]

TUBE AND PIPE, SEAMLESS

DATASHEET

Sandvik SAF 2304[®] is a lean duplex (austenitic-ferritic) stainless steel characterized by the following properties:

- Very good resistance to stress corrosion cracking (SCC)
- Good resistance to general corrosion and pitting
- High strength - approximately twice the proof strength of austenitic stainless steels
- Physical properties that offer design advantages
- Ease of fabrication and good toughness
- Good weldability

STANDARDS

- UNS: S32304
- EN Number: 1.4362
- EN Name: X2CrNiN23-4
- W.Nr.: 1.4362
- DIN: X 2 CrNiN 23 4
- SS: 2327
- AFNOR: Z 2 CN 23.04AZ

Product standards

Seamless tube and pipe: ASTM A789; A790; EN 10216-5

Welded tube and pipe: ASTM A789; A790

Strip, sheet: 10088-2

Bar steel and forged billets: EN 10088-3

Approvals

Approved by the American Society of Mechanical Engineers (ASME) Boiler and Pressure Vessel Code, Section VIII, div. 1 construction.

ASME B31.3 Process Piping

VdTÜV-Werkstoffblatt 496

Approved by DnV for general use on ships

PED 2014/68/EU

CHEMICAL COMPOSITION (NOMINAL)

Chemical composition (nominal) %

C	Si	Mn	P	S	Cr	Ni	Mo	Cu	N
---	----	----	---	---	----	----	----	----	---

Chemical composition (nominal) %

C	Si	Mn	P	S	Cr	Ni	Mo	Cu	N
≤0.030	≤1.0	≤2.0	≤0.035	≤0.015	22.5	4.5	0.3	0.3	0.1

APPLICATIONS

Sandvik SAF 2304® possesses good mechanical and physical properties, excellent resistance to stress corrosion cracking and other forms of corrosion as well as good weldability. These properties make it both a technically and economically superior alternative to stainless steels such as the austenitic steels ASTM 304, 304L, 316, 316L, 321 and 347, the ferritic chromium steels ASTM 430 and 444 and the martensitic chromium steels of the ASTM 410 and 420 type. Sandvik SAF 2304® also has advantages over low-alloy steels. Examples where Sandvik SAF 2304® offers advantages over other materials are given in the following table.

The good mechanical and corrosion properties make Sandvik SAF 2304® an economical choice in many applications by reducing the life cycle cost of equipment.

Industry	Applications	Used today	Advantages of Sandvik SAF 2304
Process industry	Heat exchangers and piping where chlorides are present	ASTM 304/304L ASTM 316/316L	Higher resistance to SCC
	Instrumentation tubing, steam tracing	ASTM 304/304L AISI 316/316L	Higher resistance to SCC
Petrochemical industry	Tubular reactors for high temperatures where carbon steel is used for the shell	ASTM 304/304L ASTM 316/316L	Coefficient of thermal expansion comparable to that of carbon steel
Pulp & paper	Digester preheater Evaporators	ASTM 304/304L ASTM 316/316L	Higher resistance to SCC Higher resistance to SCC
Nuclear power	Reheaters	Carbon steels ASTM 430 ASTM 304/304L	Ease of fabrication, good corrosion resistance
Power	Feed water heaters	ASTM 430 ASTM 304/304L	High resistance to SCC, high strength and ease of fabrication
Engineering	Beams and torque transmitting shafts	Carbon steels ASTM 304/304L ASTM 316/316L	High strength combined with excellent corrosion resistance, ease of fabrication and low cost
Hydraulic system	Hydraulic tubing	Carbon steels	Excellent resistance to corrosion Reduced installation cost owing to easy cleaning
Oil and gas	Coolers on- and offshore. Piping	Carbon	Optimal combination of strength

Industry	Applications	Used today	Advantages of Sandvik SAF 2304
	systems and flow lines on- and offshore	steels ASTM 304/304L ASTM 316/316L ASTM 420	weldability, corrosion resistance and cost
	Tensioning systems on offshore rigs. Instrumentation tubing	ASTM 304/304L ASTM 316/316L Carbon steels	High strength combined with high corrosion resistance

CORROSION RESISTANCE

General corrosion

Due to the high chromium content and its well-balanced composition Sandvik SAF 2304® possesses excellent corrosion resistance in acidic environments. The table below gives the corrosion rate in different acids and Figures 4-6 show isocorrosion diagrams for Sandvik SAF 2304® in sulphuric, formic and nitric acid, respectively.

Corrosion rates in acid-water mixtures, mm/year (mpy). Activated specimens, 1+3+3 days, average of the last two periods for two specimens.

Conc. Weight-%	Temperature °C (°F)	Sandvik		
		SAF 2304	ASTM 304L	ASTM 316L
Acetic acid CH₃COOH				
20	B	0.01 (0.4)		0.01 (0.4)
50	B	0	0.04 (1.6)	0
70	B	0		
90	B	0.01 (0.4)		
Formic acid, HCOOH				
5	60 (140)	0		
10	B	0.04 (1.6)	0.80 (32)	0.19 (7.6)
30	60 (140)	0		
30	90 (194)	0		
80	90 (194)	0		0.50 (20)
90	60 (140)	0		
Hydrochloric acid, HCl				
0.5	40 (104)	0		0
1	40 (104)	0.30 (12)		0.70 (28)
Nitric acid, HNO₃ (5x2 days)				
65	B	0.16 (6.4)	0.16 (6.4)	0.30 (12)
Phosphoric acid, H₃PO₄				
30	B	0.10 (4)	0.20 (8)	0.07 (2.8)
50	100 (212)	0.04 (1.6)	0.09 (3.6)	0.21 (8.4)

Conc.	Temperature	Sandvik		
Weight-%	°C (°F)	SAF 2304	ASTM 304L	ASTM 316L
60	90 (194)	0.01 (0.4)	0.2 (0.8)	0.02 (0.8)
80	80 (176)	0.01 (0.4)	0.01(0.4)	0.06 (2.4)
Sulphuric acid, H ₂ SO ₄				
5	60 (140)	0		
5	90 (194)	0.06 (2.4)	3.6 (144)	
10	60 (140)	0.10 (4)		0.66 (26.4)
10	70 (158)	0.14 (5.6)		1.7 (68)
10	80 (176)	0.20 (8)		7.9 (316)
15	50 (122)	0.17 (6.8)		0.47 (18.8)
20	30 (86)	0.20 (8)		0.02 (0.8)

B = Boiling

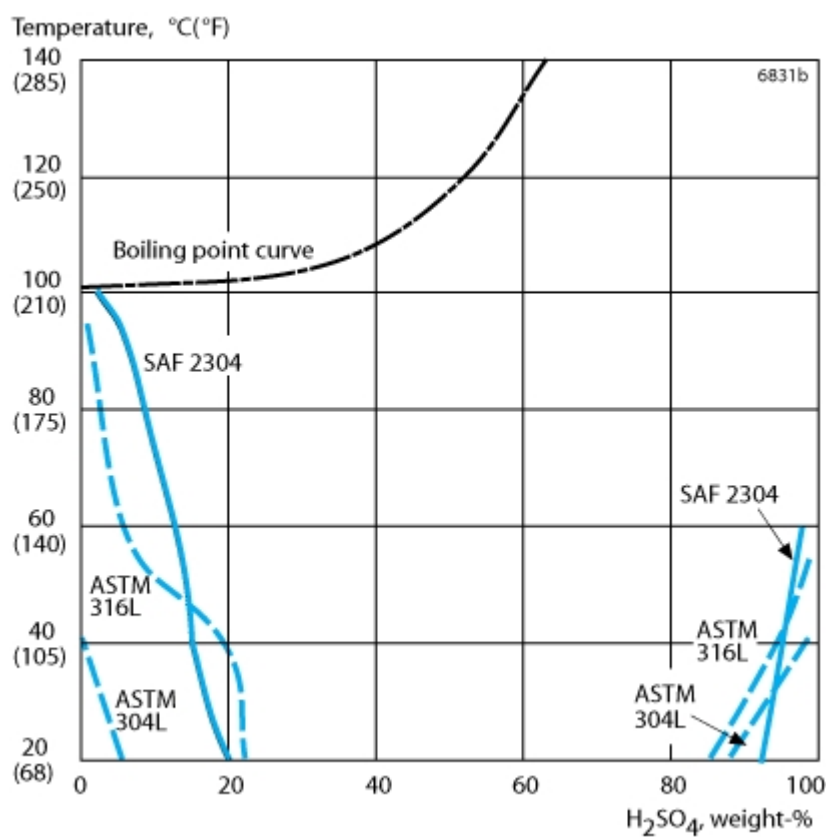


Figure 4. Isocorrosion diagram for Sandvik SAF 2304®, ASTM 304L and ASTM 316L in a naturally aerated stagnant sulphuric acid. The curves represent a corrosion rate of 0.1 mm/year (4 mpy).

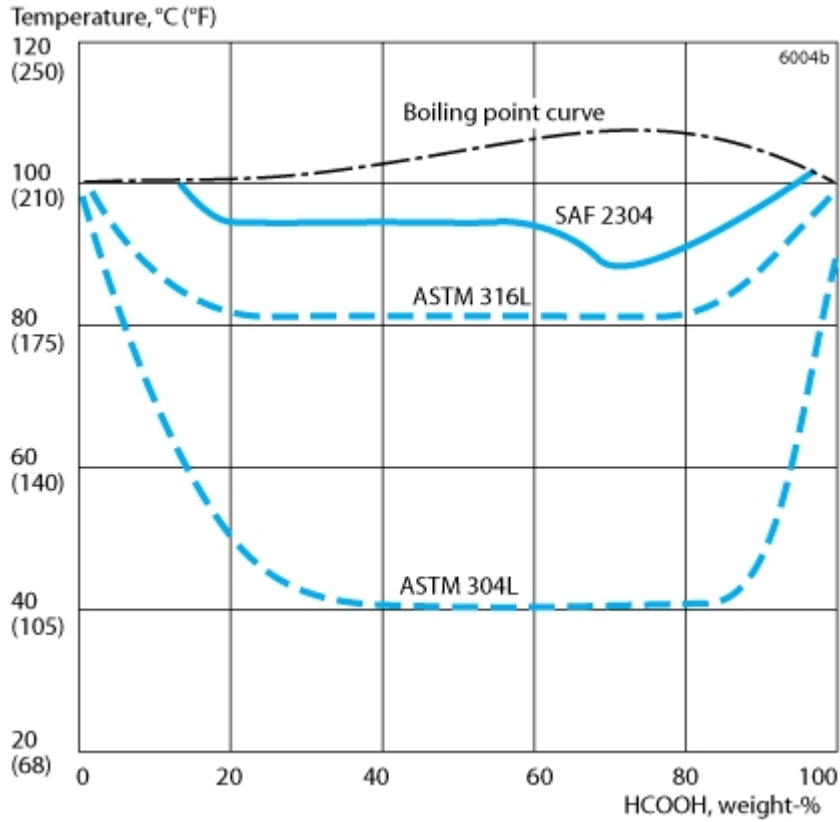


Figure 5. Isocorrosion diagram for Sandvik SAF 2304®. ASTM 304L and ASTM 316L in formic acid. The curves represent a corrosion rate of 0.1 mm/year (4 mpy).

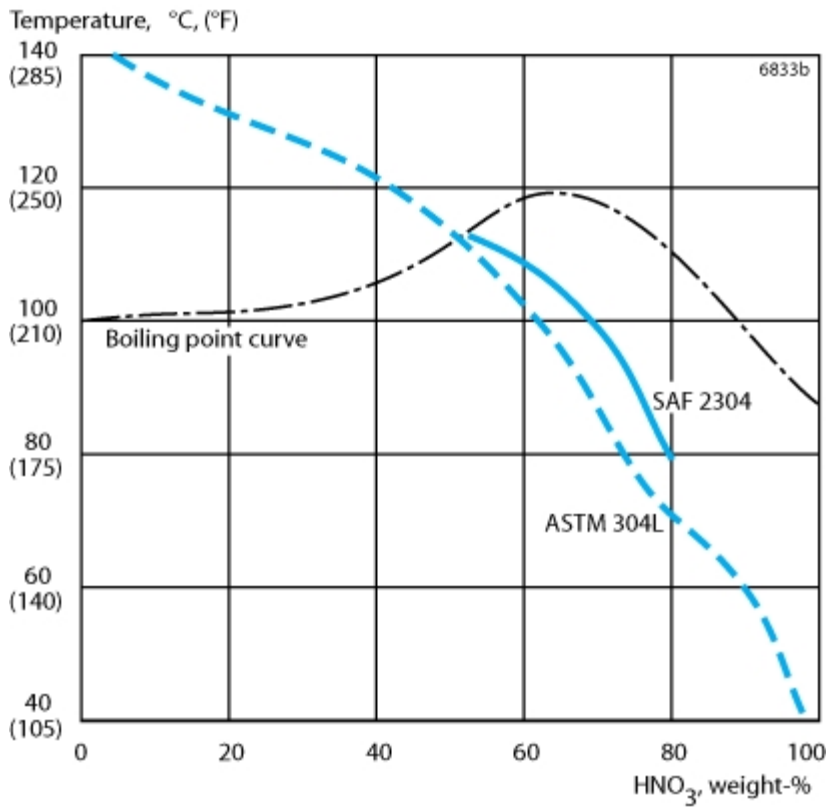


Figure 6. Isocorrosion diagram for Sandvik SAF 2304® and ASTM 304L in nitric acid. The curves represent a

corrosion rate of 0.1 mm/year (4 mpy)

Pitting

The pitting resistance of a steel is determined primarily by its chromium and molybdenum contents, but the nitrogen content also has an effect. The manufacturing and fabrication practice, e.g. welding, are also of vital importance for the actual performance in service.

A parameter for comparing the pitting resistance of different steels is the PRE-number (Pitting Resistance Equivalent).

The PRE is defined as, in weight-%

$$\text{PRE} = \% \text{Cr} + 3.3 \% \text{Mo} + 16 \% \text{N}$$

The minimum PRE numbers for Sandvik SAF 2304® and the austenitic standard stainless steels ASTM 316L and ASTM 304L are given in the following table.

Alloy	% Cr	% Mo	% N	PRE
Sandvik SAF 2304	23		0.1	24
ASTM 316L	17	2.2		24
ASTM 304L	18.4			18

As the table shows, the PRE number for Sandvik SAF 2304® is considerably higher than the number for ASTM 304L and comparable to the number for ASTM 316L. Potentiostatic tests in solutions with different chloride contents (pH = 6) are reported in Figure 7. Each curve is based on at least 4 measuring points, each of which is derived from a minimum of three separate measurements. Variation in the measurement results is within the range +/-5°C (+/-9°F). The test results for ASTM 316L have been compared with results obtained under practical conditions of service, and the correlation is good. As is evident from Figure 7, the critical temperature for pitting for Sandvik SAF 2304 is higher than that for ASTM 304L and comparable to that for ASTM 316L. The test results correspond with the PRE ranking.

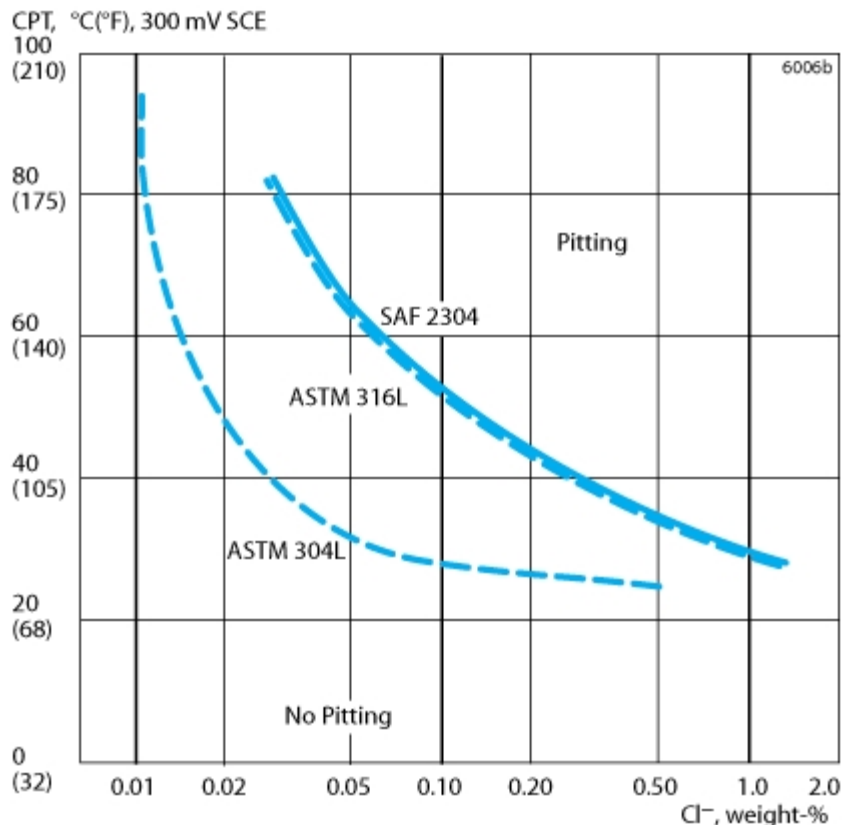


Figure 7. Critical pitting temperature (CPT) for Sandvik SAF 2304®, ASTM 304L and ASTM 316L in neutral chloride solutions (potentiostatic determination at +300 mV/SCE).

Stress corrosion and cracking

Because of its two-phase structure and its well balanced composition, Sandvik SAF 2304® possesses very good resistance to stress corrosion cracking (SCC). This is evident from the results of tests in both concentrated chloride solutions and oxygen-containing dilute chloride environments.

Figure 8 shows the results of tests carried out in 40% CaCl₂ solution at 100°C (210°F). In this environment, the stress that is required to cause fracture due to SCC (known as the threshold stress) is much higher for Sandvik SAF 2304® than for ASTM 304/304L and ASTM 316/316L. This demonstrates the superior resistance of Sandvik SAF 2304®.

Welding of Sandvik SAF 2304® does not appreciably reduce the resistance to SCC, provided that the welding recommendations are followed (see Welding). The threshold stress of material that has been TIG-welded with Sandvik 22.8.3.L or MMA-welded with Sandvik 22.9.3.LR is on a level with that of the parent metal.

The results of SCC testing of Sandvik SAF 2304 in chloride solutions at high temperatures and pressures are presented in Figure 9. The curve for Sandvik SAF 2304® is based on tests performed in various chloride contents and at different temperatures. Usually, six separate measurements were taken at each measuring point. The testing method involved spring-loaded specimens stressed to the proof strength (R_{p0.2}) at the testing temperature or U-bends in which the stress at the apex is at least equal to the proof strength of the solution annealed material. The oxygen content of the inlet water (refreshed autoclaves were used) was 4.6 to 10 ppm and the pH 4.5 to 7. The curve for ASTM 304/304L and ASTM 316/316L is based on published test results and on practical experience.

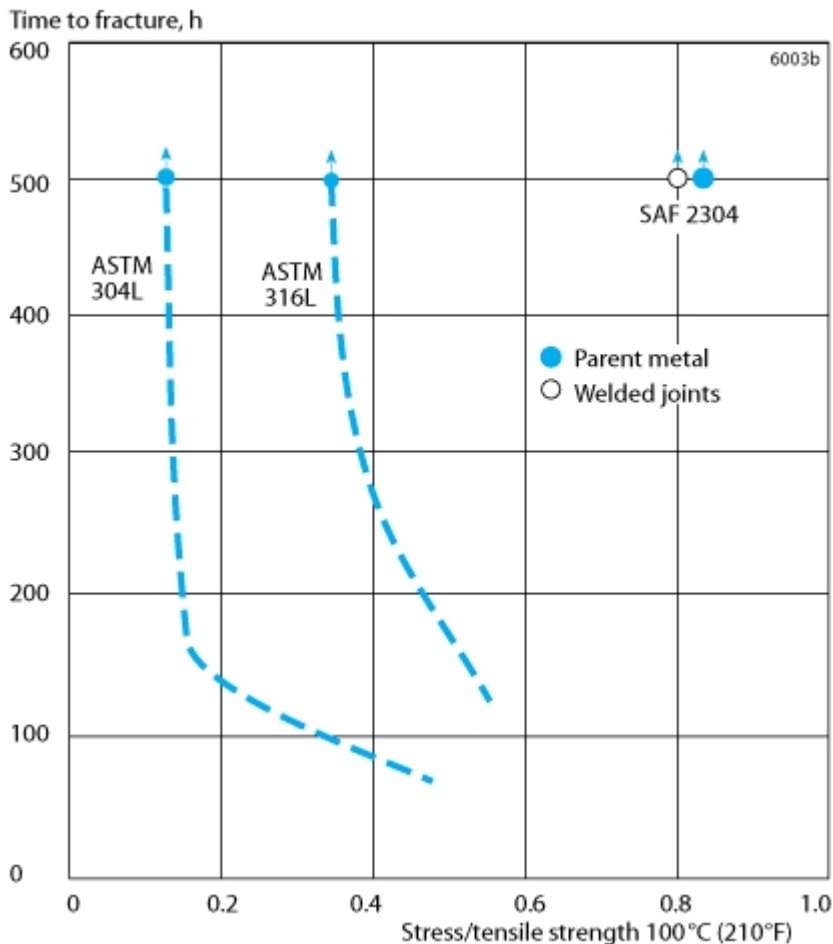


Figure 8. Results of SCC tests with constant load on Sandvik SAF 2304®, ASTM 304L and ASTM 316L in 40% CaCl₂, pH = 6.5, at 100°C (210°F) with aerated test solution.

The results in Figure 9 indicate that Sandvik SAF 2304® can be used in dilute oxygen-bearing chloride solutions up to about 125°C (260°F) without any risk of SCC. This is much higher than for ASTM 304/ 304L and ASTM 316/316L, which should not be used above 60°C (140°F) in such environments. At temperatures above 125°C (260°F), Sandvik SAF 2304® should not be used in oxygen-bearing solutions in environments with more than about 10 ppm Cl⁻. For such conditions, we recommend Sandvik SAF 2205™, Sandvik SAF 2507® or Sanicro® 28. At low oxygen contents, which are common in the process and power industries, considerably higher chloride contents and temperatures can be tolerated by Sandvik SAF 2304® without any risk of SCC.

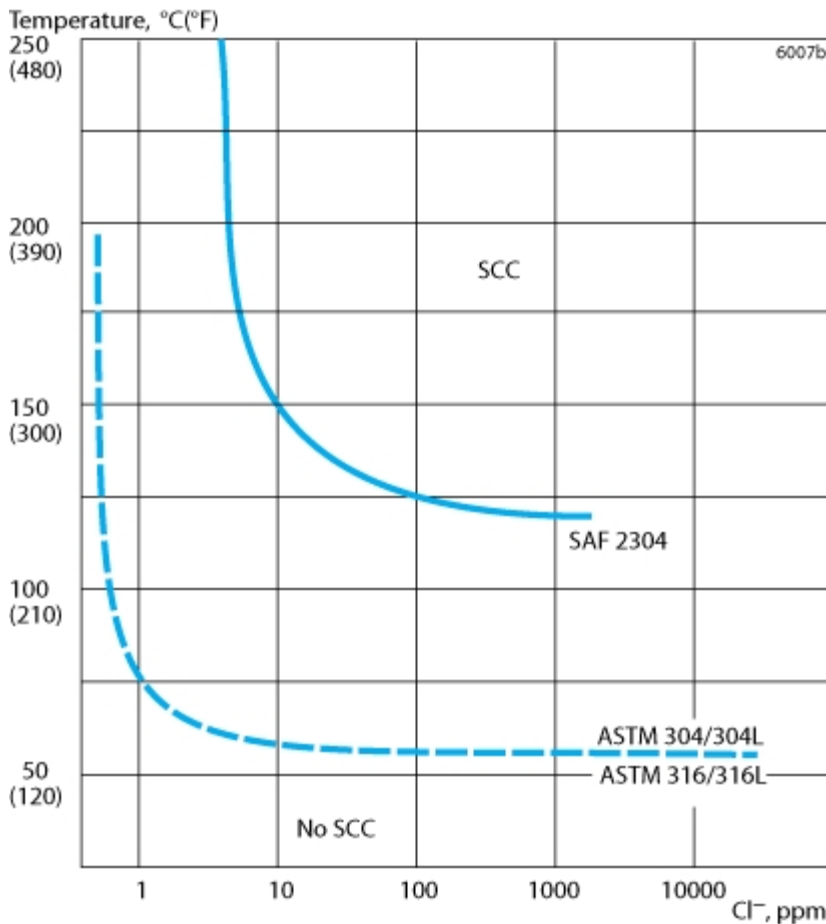


Figure 9. SCC resistance in oxygen-bearing (approximately 8 ppm) neutral chloride solutions. Testing time 1000 hours. Load > yield strength at testing temperature.

Intergranular corrosion

Sandvik SAF 2304® is a member of the family of modern duplex stainless steels whose chemical manner that the reformation of austenite in the heat-affected zone adjacent to the weld takes place quickly. This results in a microstructure that gives corrosion properties and toughness similar to that of the parent metal. Welded joints in Sandvik SAF 2304® easily pass Strauss' intergranular corrosion testing according to SS-EN ISO 3651-2 Method A.

Crevice corrosion

In the same way as the resistance to pitting can be related to the chromium, molybdenum and nitrogen contents of the steel so can the resistance to crevice corrosion. Sandvik SAF 2304® possesses better resistance to crevice corrosion than steels of the ASTM 304/304L type and is comparable with ASTM 316/316L.

Erosion corrosion

Steels of the ASTM 304/304L and ASTM 316/316L type can be attacked by erosion corrosion if exposed to flowing media containing highly abrasive solid particles, e.g. sand, or media with very high flow rates. Under such conditions, Sandvik SAF 2304® displays very good resistance because of its combination of high mechanical strength and good corrosion resistance.

Corrosion fatigue

Sandvik SAF 2304® possesses higher strength and better corrosion resistance than ordinary austenitic stainless steels. Consequently, Sandvik SAF 2304® has considerably better fatigue strength under corrosive conditions than such steels.

FABRICATION

Bending

The starting force needed for bending is slightly higher for Sandvik SAF 2304® than for ASTM 304/316. Sandvik SAF 2304® can be cold bent to 25% deformation without requiring subsequent heat treatment. Under service conditions where the risk of stress corrosion cracking starts to increase, for example where the material temperature is nearly 125°C (255°F) in a neutral oxygen-bearing environment with around 100 ppm Cl⁻, heat treatment is recommended even after moderate cold bending. For pressure vessel applications in Germany and the Nordic countries heat treatment may be required after cold deformation in accordance with VdTÜV-Wb 496 and NGS 1607. Heat treatment is carried out in the form of solution annealing (see under Heat treatment) or resistance annealing. Hot bending is carried out at 1100-950°C (2010-1740°F) and should be followed by solution annealing.

Expanding

In comparison with austenitic stainless steels, Sandvik SAF 2304® has a higher proof strength. This must be borne in mind when expanding tubes into tube-sheets. Normal expanding methods can be used, but the expansion requires higher initial force and should be undertaken in one operation.

Contact us for detailed recommendations on expanding duplex stainless steels.

Machining

Being a two-phase material (austenitic-ferritic) Sandvik SAF 2304® will present a different tool wear profile from that of single-phase steels of type ASTM 304L. The cutting speed must, therefore, be slightly lower than that recommended for ASTM 304L and as a first recommendation 25 % lower cutting speeds should be used compared to the speed for machining Sanmac 304/304L. It is, however, recommended that a tougher insert grade is used for semi-roughing operations, Sanmac® 304/304L.

FORMS OF SUPPLY

Seamless tube and pipe- finishes and dimensions

Seamless tube and pipe in Sandvik SAF 2304® is supplied in dimensions up to 260mm outside diameter. The delivery condition is solution annealed and either white pickled or bright annealed.

For hydraulic tubing applications, Sandvik SAF 2304® is also marketed under the name PW 400.

Other forms of supply:

- Welded tube and pipe
- Fittings
- Strip, annealed or cold-rolled to different hardness
- Bar steel
- Plate, sheet and wide strip
- Forged products
- Cast products

HEAT TREATMENT

The tubes are normally delivered in heat treated condition. If additional heat treatment is needed due to further

processing the following is recommended.

Solution annealing

930 -1050°C (1710 -1920°F), rapid cooling in air or water.

MECHANICAL PROPERTIES

The following figures apply to the material in the solution annealed condition. Tube and pipe with wall thickness above 20 mm (0.787 in.) may have slightly lower values. For seamless tubes with a wall thickness below 4 mm we guarantee proof strength (R_{p0.2}) values that are 50 MPa higher than those listed below at 20°C (68°F) as well as those listed at higher temperatures. More detailed information can be supplied on request.

At 20 °C (68°F)

Tube and pipe with a wall thickness max. 20 mm (0.79 in.)

Metric units

Proof strength		Tensile strength		Elong.		Hardness
R _{p0.2} ^a	R _{p1.0} ^a	R _m	A ^b	A ₂ ["]	HRC	
MPa	MPa	MPa	%	%		
≥400 ^{c)}	≥450	630-820 ^{c)}	≥25	≥25	≤30	

Imperial units

Proof strength		Tensile strength		Elong.		Hardness
R _{p0.2} ^a	R _{p1.0} ^a	R _m	A ^b	A ₂ ["]	HRC	
ksi	ksi	ksi	%	%		
≥58 ^{c)}	≥65	87-119 ^{c)}	≥25	≥25	≤30	

1 MPa = 1 N/mm²

a) R_{p0.2} and R_{p1.0} correspond to 0.2% offset and 1.0% offset yield strength, respectively.

b) Based on $L_0 = 5.65 \sqrt{S_0}$ where L₀ is the original gauge length and S₀ the original cross-section area.

c) For tubes with outside diameter max. 25.4 mm we guarantee 0.2% proof strength 450 MPa (65 ksi) and tensile strength min. 690 MPa (100 ksi) (ASTM A789).

Impact strength

Sandvik SAF 2304® has good impact strength both at room temperature and at low temperatures, as shown by Figure 2.

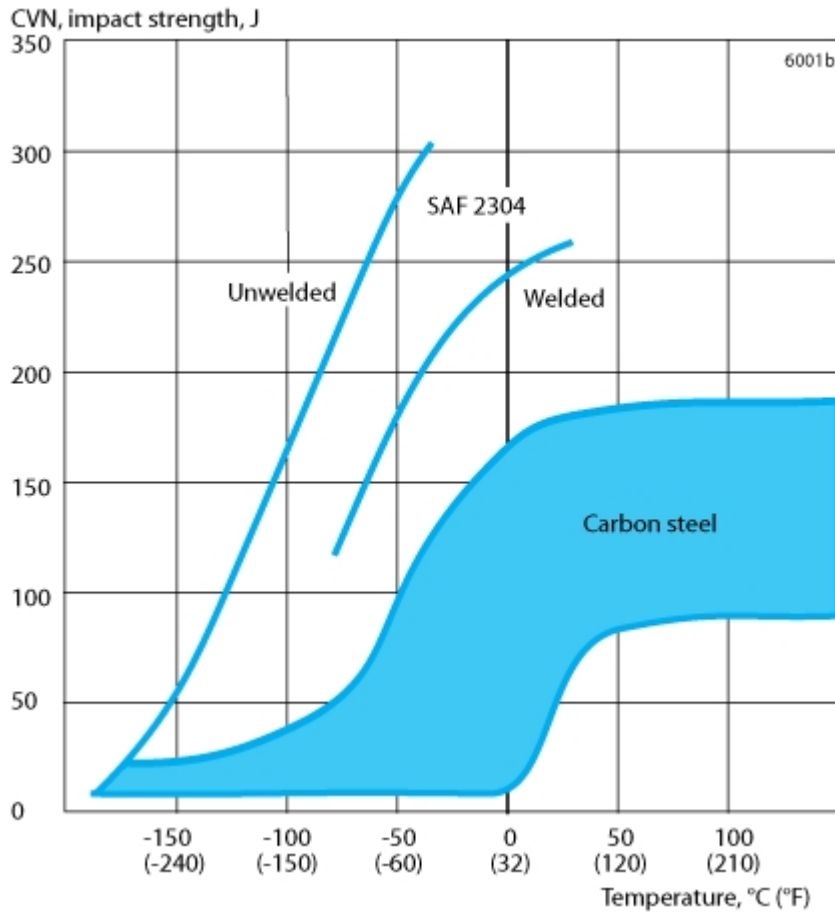


Figure 2. Impact strength of Sandvik SAF 2304® compared with carbon steel. Lowest value for a TIG-joint is also reported for SAF 2304®. Charpy test specimens (10 x 10 mm, 0.394 x 0.0394 in.) taken from tube 260 x 20 mm (10.2 x 0.29 in.) in size.

At high temperatures

If Sandvik SAF 2304® is exposed to temperatures exceeding 280 °C (540 °F), for prolonged periods, the microstructure changes, which results in a reduction in impact strength. This does not necessarily affect the behavior of the material at the operating temperature. For example, heat exchanger tubes can be used at higher temperatures without any problems. Please contact Sandvik for more information. For pressure vessel applications, 280°C (540°F) is required as a maximum according to VdTÜV-Wb 496.

Metric units

Temperature	Proof strength	
	Wt < 4 mm	Wt > 4 mm
°C	R _{p0.2}	R _{p0.2}
	MPa	MPa
	min	min
50	420	370
100	380	330
150	360	310
200	340	290
250	330	280
300	310	270

Imperial units

Temperature	Proof strength	
	Wt < 0.16"	Wt > 0.16"
°F	R _{p0.2}	R _{p0.2}
	ksi	ksi
	min	min
120	61.0	54.0
200	56.0	48.5
300	52.0	45.0
400	49.0	42.0
500	47.5	40.5
600	46.0	38.5

PHYSICAL PROPERTIES

Density: 7.8 g/cm³, 0.28 lb/in³

Specific heat capacity

Temperature, °C	J/(kg °C)	Temperature, °F	Btu/(lb °F)
20	490	68	0.12
100	505	200	0.12
200	530	400	0.13
300	550	600	0.13
400	590	800	0.14

Thermal conductivity

Metric units

Temperature	20	100	200	300	400
°C	W/(m °C)				
SAF 2304	16	17	18	19	21
ASTM 316L	14	15	17	18	20

Imperial units

Temperature	68	200	400	600	800
°F	Btu/(ft h °F)				
SAF 2304	9	9.5	10.5	11.5	12.5
ASTM 316L	8	8.5	9.5	10.5	11.5

Thermal expansion, mean values in temperature ranges (x10⁻⁶) SAF 2304® has a far lower coefficient of thermal expansion than austenitic stainless steels and therefore possesses certain design advantages.

Metric units

Temperature	30-100	30-200	30-300	30-400
-------------	--------	--------	--------	--------

°C	Per °C			
SAF 2304	13.5	14.0	14.5	14.5
Carbon steel	12.5	13.0	13.5	14.0
ASTM 304L/316L	16.5	17.0	17.5	18.0

Imperial units

Temperature	86-200	86-400	86-600	86-800
°F	Per °F			
SAF 2304	7.5	8.0	8.0	8.0
Carbon steel	7.0	7.0	7.5	8.0
ASTM 304L/316L	9.5	9.5	10	10

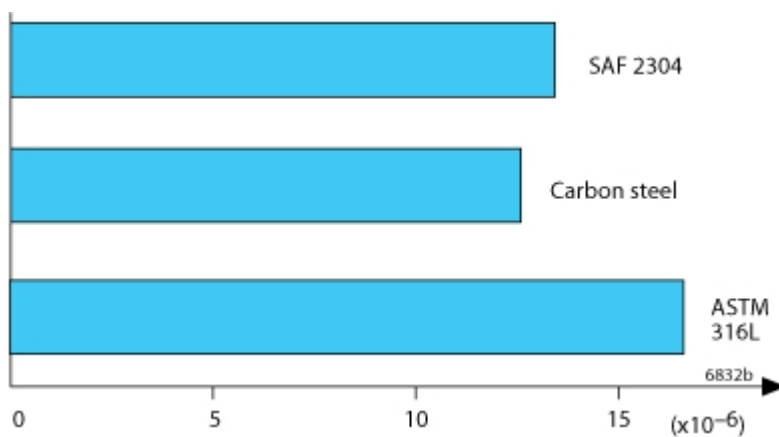


Figure 3. Thermal expansion, per °C (30-100°C, 86-210°F).

Modulus of elasticity, (x10³)

Temperature, °C	MPa	Temperature, °F	ksi
20	200	68	29.0
100	194	200	28.2
200	186	400	27.0
300	180	600	26.2

WELDING

The weldability of Sandvik SAF 2304® is good. Welding must be carried out without preheating and subsequent heat treatment is normally not necessary. Suitable methods of fusion welding are manual metal-arc welding (MMA/SMAW) and gas-shielded arc welding, with the TIG/GTAW method as first choice.

For Sandvik SAF 2304®, heat input of 0.5-2.5 kJ/mm and interpass temperature of <150°C (300°F) are recommended.

Recommended filler metals

TIG/GTAW or MIG/GMAW welding

ISO 14343 S 23 7 N L (e.g. Exaton 23.7.L)

ISO 14343 S 22 9 3 N L / AWS A5.9 ER2209 (e.g. Exaton 22.8.3.L)

MMA/SMAW welding

ISO 3581 E 23 7 N L R

ISO 3581 E 22 9 3 N L R / AWS A5.4 E2209-17 (e.g. Exaton 22.9.3.LR)

Disclaimer: Recommendations are for guidance only, and the suitability of a material for a specific application can be confirmed only when we know the actual service conditions. Continuous development may necessitate changes in technical data without notice. This datasheet is only valid for Sandvik materials.