

# SANDVIK SAF 2507®

## TUBE AND PIPE, SEAMLESS

TIETOLOMAKE

Sandvik SAF 2507® is a super-duplex (austenitic-ferritic) stainless steel for service in highly corrosive conditions. The grade is characterized by:

- Excellent resistance to stress corrosion cracking (SCC) in chloride-bearing environments
- Excellent resistance to pitting and crevice corrosion
- High resistance to general corrosion
- Very high mechanical strength
- Physical properties that offer design advantages
- High resistance to erosion corrosion and corrosion fatigue
- Good weldability

### STANDARDS

- : S32750
- : 1.4410
- : X 2 CrNiMoN 25-7-4
- : 2328

### Product standards

- Seamless tube and pipe: EN 10216-5
- Seamless and welded tube and pipe: ASTM A789; A790
- Flanges: ASTM A182
- Fittings: ASTM A182; (ASTM A815 applied for)
- Plate, sheet and strip: ASTM A240, EN 10088-2
- Bar steel: ASTM A479, EN 10088-3
- Forged billets: EN 10088-3

### Approvals

- Approved by the American Society of Mechanical Engineers (ASME) for use in accordance with ASME Boiler and Pressure Vessel Code, Section VIII, div. 1. There is no approval for UNS S32750 in the form of plate. However, according to ASME paragraph UG-15, the design values for seamless tube according to ASME Section VIII, div. 1 are also allowed to be used for plate.
- ASME B31.3 Chemical Plant and Petroleum Refinery piping
- VdTÜV-Werkstoffblatt 508
- NACE MR0175/ISO 15156 (Petroleum and natural gas industries - Materials for use in H<sub>2</sub>S-containing Environments in oil and gas production - Part 3: Cracking-resistant CRAs (corrosion resistant alloys and other

alloys) (Published:2015)

## CHEMICAL COMPOSITION (NOMINAL)

### Chemical composition (nominal) %

C	Si	Mn	P	S	Cr	Ni	Mo
≤0.030	≤0.8	≤1.2	≤0.025	≤0.015	25	7	4

Others  
N=0.3

## CORROSION RESISTANCE

### General corrosion

Sandvik SAF 2507® is highly resistant to corrosion by organic acids, e.g. experience less than 0.05 mm/year in 10% formic and 50% acetic acid where ASTM 316L has corrosion rate higher than 0.2 mm/year. Pure formic acid see Figure 4. Also in contaminated acid Sandvik SAF 2507® remains resistant.

Figure 5 and Figure 6 show results from tests of Sandvik SAF 2507® and various stainless steels and nickel alloys in acetic acid contaminated with chlorides which in practise are frequently present in processes.

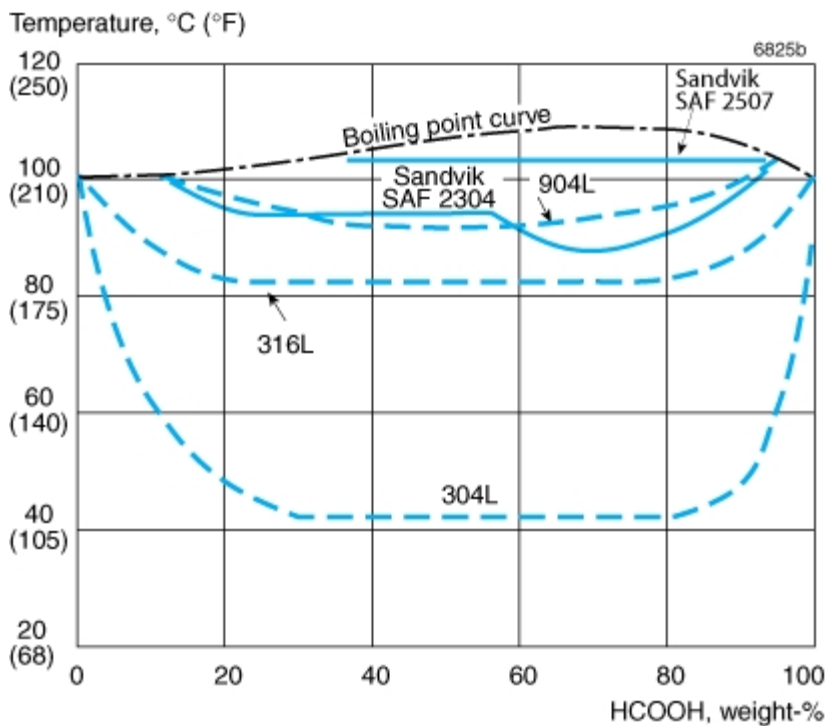


Figure 4. Isocorrosion diagram in formic acid. The curves represent a corrosion rate of 0.1 mm/year (4 mpy) in stagnant test solution.

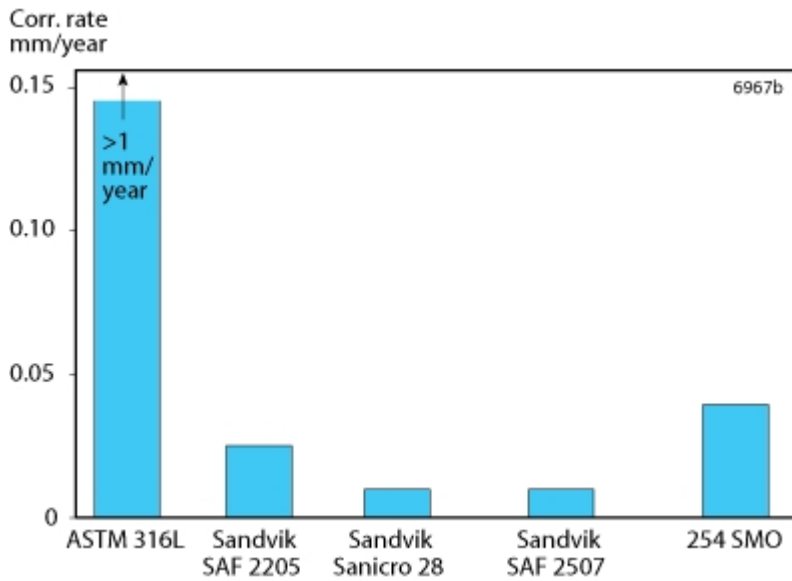


Figure 5. Corrosion rate of various alloys in 80% acetic acid with 2000 ppm chloride ions at 90°C.

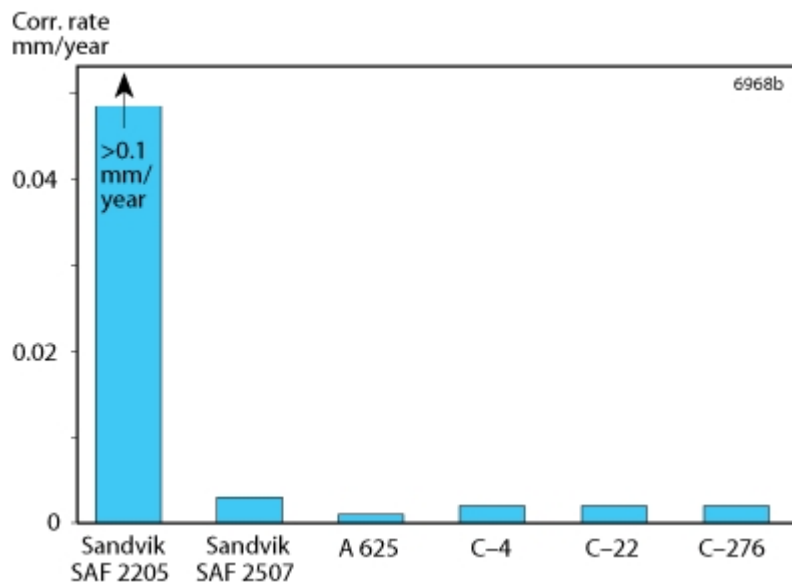


Figure 6. Corrosion rate of various alloys in concentrated acetic acid with 200 ppm chloride ions.

Practical experience with Sandvik SAF 2507® in organic acids, e.g. in terephthalic acid plants, has shown that this alloy is highly resistant to this type of environment. The alloy is therefore a competitive alternative to high alloyed austenitics and nickel alloys in applications where standard austenitic stainless steels corrode at a high rate.

Resistance to inorganic acids is comparable to, or even better than that of high alloy austenitic stainless steels in certain concentration ranges. Figures 7 to 9 show isocorrosion diagrams for sulfuric acid, sulfuric acid contaminated with 2000 ppm chloride ions, and hydrochloric acid, respectively.

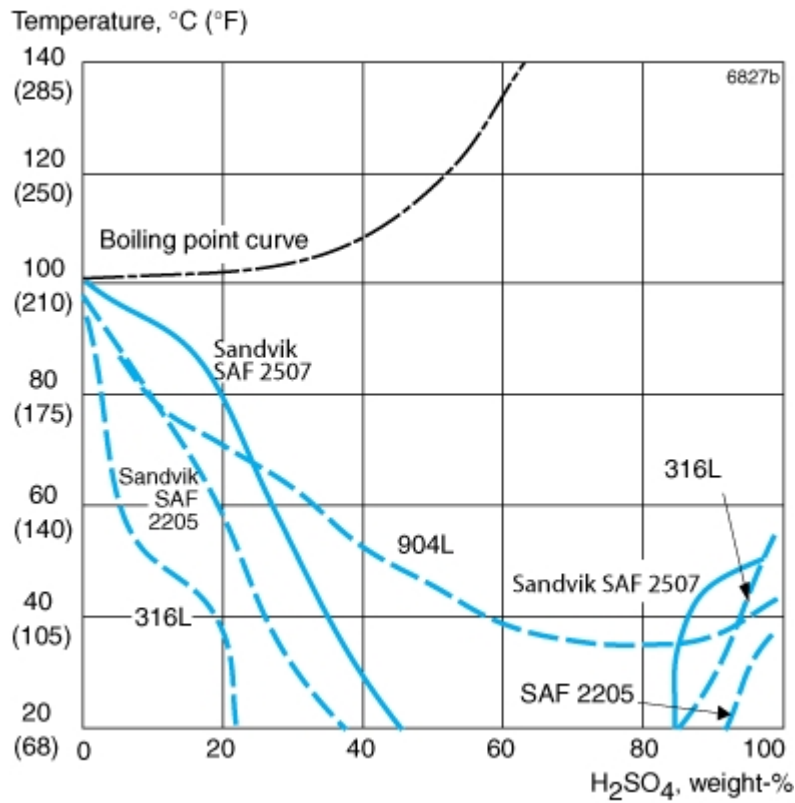


Figure 7. Isocorrosion diagram in naturally aerated sulfuric acid. The curves represent a corrosion rate of 0.1 mm/year (4 mpy) in a stagnant test solution.

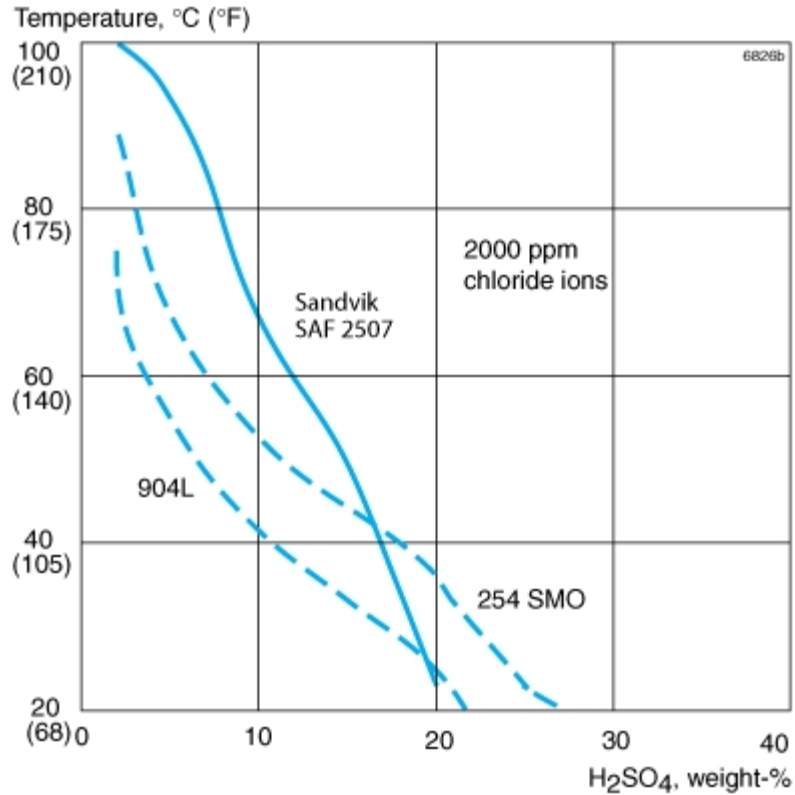


Figure 8. Isocorrosion diagram, 0.1 mm/year (4 mpy) in a naturally aerated sulfuric acid containing 2000 ppm chloride ions.

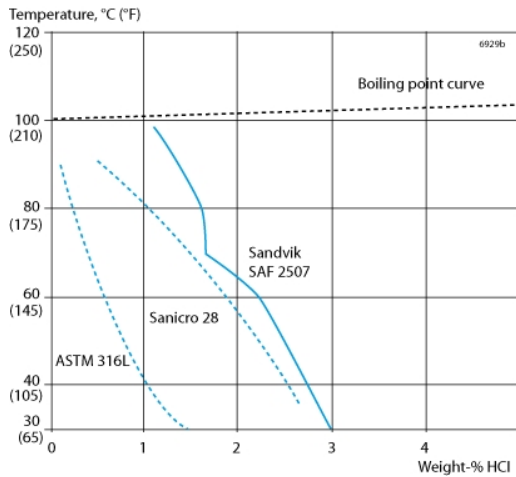


Figure 9. Isocorrosion diagram in hydrochloric acid. The curves represent a corrosion rate of 0.1 mm/year (4 mpy) in stagnant test solution.

### Pitting and crevice corrosion

The pitting and crevice corrosion resistance of stainless steel is primarily determined by the content of chromium, molybdenum and nitrogen. The manufacturing and fabrication practice, e.g. welding, are also of vital importance for the actual performance in service.

A parameter for comparing the resistance to pitting in chloride environments is the PRE number (Pitting Resistance Equivalent).

The PRE is defined as, in weight-%  
 $PRE = \%Cr + 3.3 \times \%Mo + 16 \times \%N$

For duplex stainless steels the pitting corrosion resistance is dependent on the PRE value in both the ferrite phase and the austenite phase, so that the phase with the lowest PRE value will be limiting for the actual pitting corrosion resistance. In Sandvik SAF 2507® the PRE value is equal in both phases, which has been achieved by a careful balance of the elements.

The minimum PRE value for Sandvik SAF 2507® seamless tubes is 42.5. This is significantly higher than e.g. the PRE values for other duplex stainless steels of the 25Cr type which are not super-duplex. As an example UNS S31260 25Cr3Mo0.2N has a minimum PRE-value of 33.

One of the most severe pitting and crevice corrosion tests applied to stainless steel is ASTM G48, i.e. exposure to 6% FeCl<sub>3</sub> with and without crevices (method A and B respectively). In a modified version of the ASTM G48 A test, the sample is exposed for periods of 24 hours. When pits are detected together with a substantial weight loss (>5 mg), the test is interrupted. Otherwise the temperature is increased by 5 °C (9 °F) and the test is continued with the same sample. Figure 11 shows critical pitting and crevice temperatures (CPT and CCT) from the test.

Potentiostatic tests in solutions with different chloride contents are presented in Figure 11. Figure 12 shows the effect of increased acidity. In both cases the applied potential is 600 mV vs SCE, a very high value compared with that normally associated with natural unchlorinated seawater, thus resulting in lower critical temperatures compared with most practical service conditions.

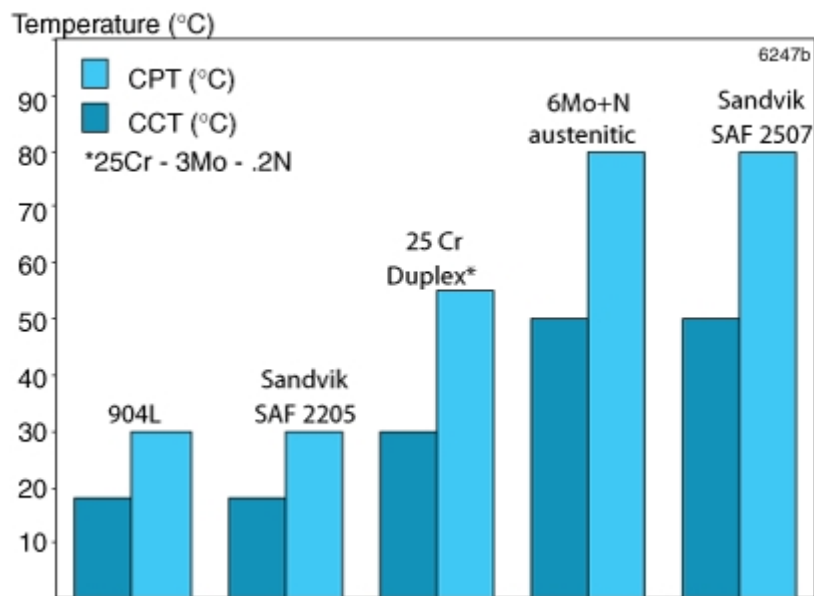


Figure 10. Critical pitting and crevice temperatures in 6% FeCl<sub>3</sub>, 24h (similar to ASTM G48).

The scatter band for Sandvik SAF 2507® and 6Mo+N illustrates the fact that both alloys have similar resistance to pitting, and CPT-values are within the range shown in the figure.

Tests were performed in natural seawater to determine the critical crevice corrosion temperature of samples with an applied potential of 150 mV vs SCE. The temperature was raised by 4°C (7°F) steps every 24 hours until crevice corrosion occurred. The results are shown in the table below.

Alloy	CCT (°C)
Sandvik SAF 2507	64
6Mo+N	61

In these tests the propagation rates of initiated crevice corrosion attacks, at 15-50°C (59-122°F) and an applied potential of 150 mV vs SCE were also determined. These were found to be around ten times lower for Sandvik SAF 2507® than for the 6Mo+N alloy.

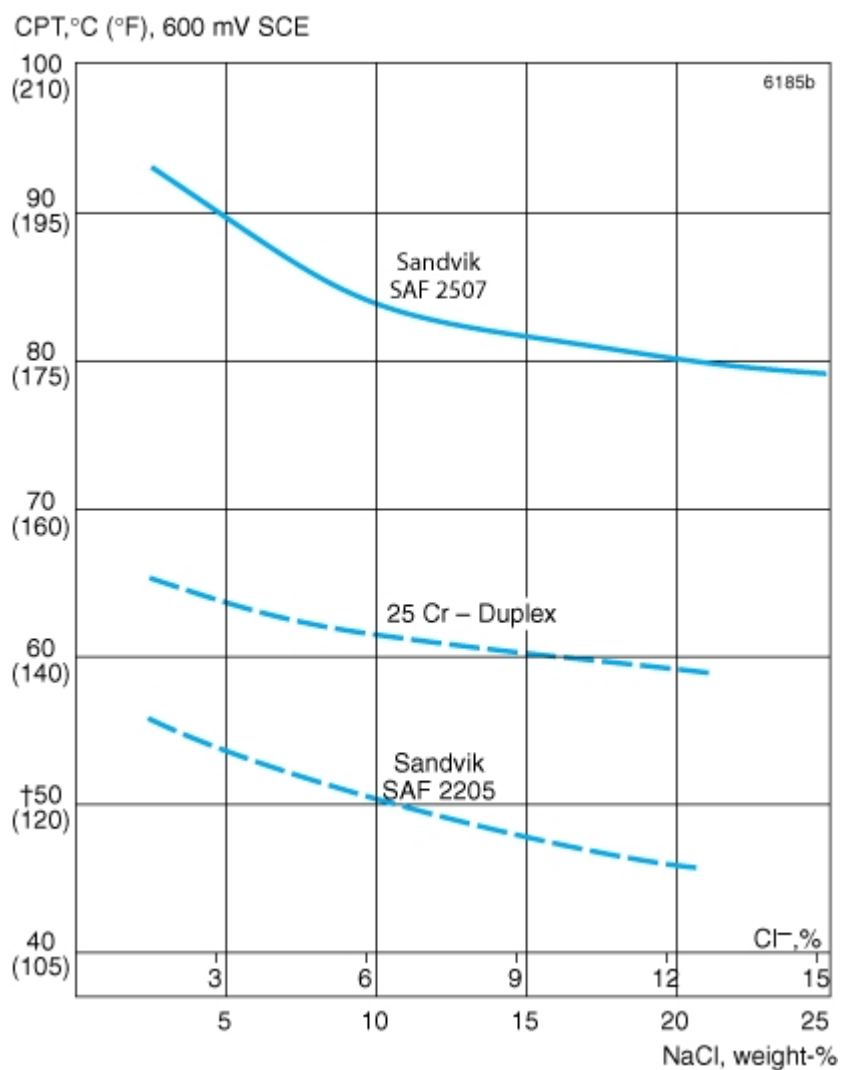


Figure 11. Critical pitting temperatures (CPT) at varying concentrations of sodium chloride, from 3 to 25% (potentiostatic determination at +600 mV SCE with surface ground with 600 grit paper).

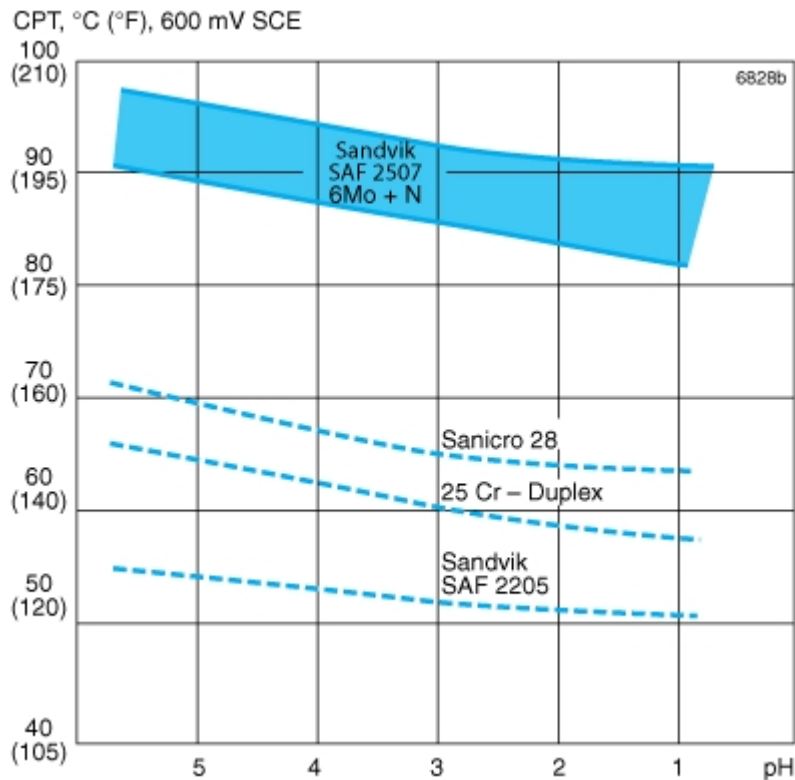


Figure 12. Critical pitting temperatures (CPT) in 3% NaCl with varying pH (potentiostatic determination at +600 mV SCE with surface ground with 600 grit paper).

The corrosion resistance of Sandvik SAF 2507® in oxidizing chloride solutions is illustrated by critical pitting temperatures (CPT) determined in a 'Green death' -solution (1% FeCl<sub>3</sub> + 1% CuCl<sub>2</sub> + 11% H<sub>2</sub>SO<sub>4</sub> + 1.2% HCl) and in a 'Yellow death' -solution (0.1 % Fe<sub>2</sub>(SO<sub>4</sub>)<sub>3</sub> + 4% NaCl + 0.01 M HCl). The table below shows CPT-values for different alloys in these solutions. It is clear that the values for Sandvik SAF 2507® are on the same level as those for the nickel alloy UNS N06625. The tests demonstrate a good correlation with the ranking of alloys for use as reheater tubes in flue gas desulfurization systems.

Critical pitting temperature (CPT) determined in different test solutions.

Alloy	Critical pitting temperature (CPT), °C 'Green death'	'Yellow death'
Sandvik SAF 2507	72.5	>90
6Mo+N	70	>90
UNS N06625	67.5	>90
ASTM 316	<25	20

### Stress corrosion cracking

Sandvik SAF 2507® has excellent resistance to chloride induced stress corrosion cracking (SCC).

The SCC resistance of Sandvik SAF 2507® in chloride solutions at high temperatures is illustrated in Figure 13. There were no signs of SCC up to 1000 ppm Cl<sup>-</sup>/300°C and 10000 ppm Cl<sup>-</sup>/250°C.

Sandvik SAF 2507® U-bend specimens exposed for 1000 hours in hot brine (108°C, 226°F, 25% NaCl) showed no cracking.

The threshold stress for Sandvik SAF 2507® in 40% CaCl<sub>2</sub> at 100 °C (210 °F) and pH = 6.5 is above 90% of the tensile strength for both parent metal and welded joints (TIG-welded with Sandvik 25.10.4.L or MMA-welded with



Sandvik 25.10.4.LR).

Figure 14 shows the result of testing in 40% CaCl<sub>2</sub> at 100 °C (210 °F) acidified to pH = 1.5. Acidifying of the standard test solution to pH = 1.5 lowers the threshold stress for Sandvik SAF 2205™, but not for Sandvik SAF 2507®. This applies to both parent metal and welded joints.

The threshold stress for both parent metal and welded joints of Sandvik SAF 2507® in boiling 45% MgCl<sub>2</sub> , 155°C (311°F) (ASTM G36), is approximately 50% of the proof strength.

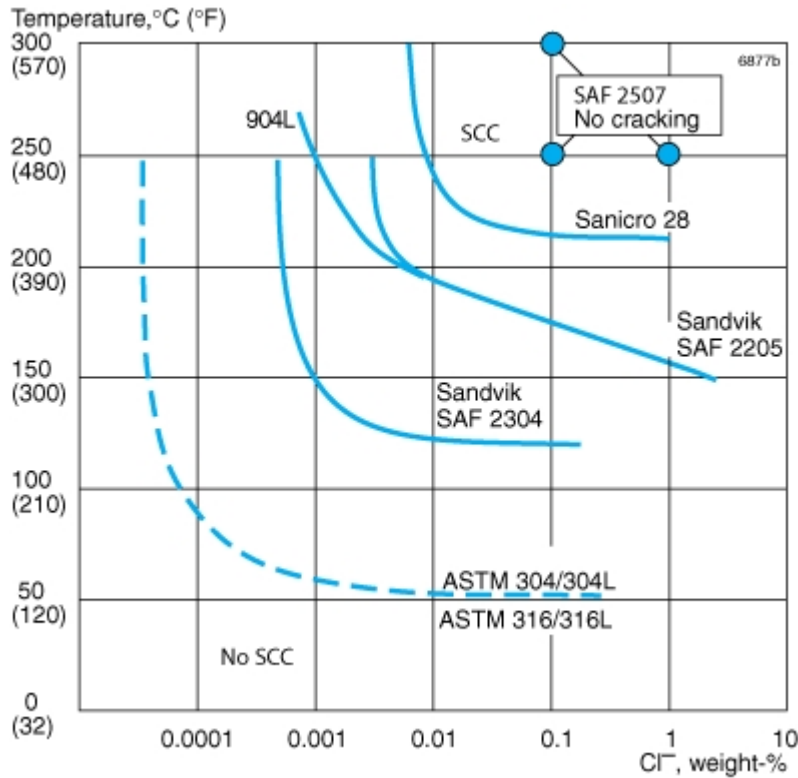


Figure 13. SCC resistance in oxygen-bearing (abt. 8 ppm) neutral chloride solutions. Testing time 1000 hours. Applied stress equal to proof strength at testing temperature.

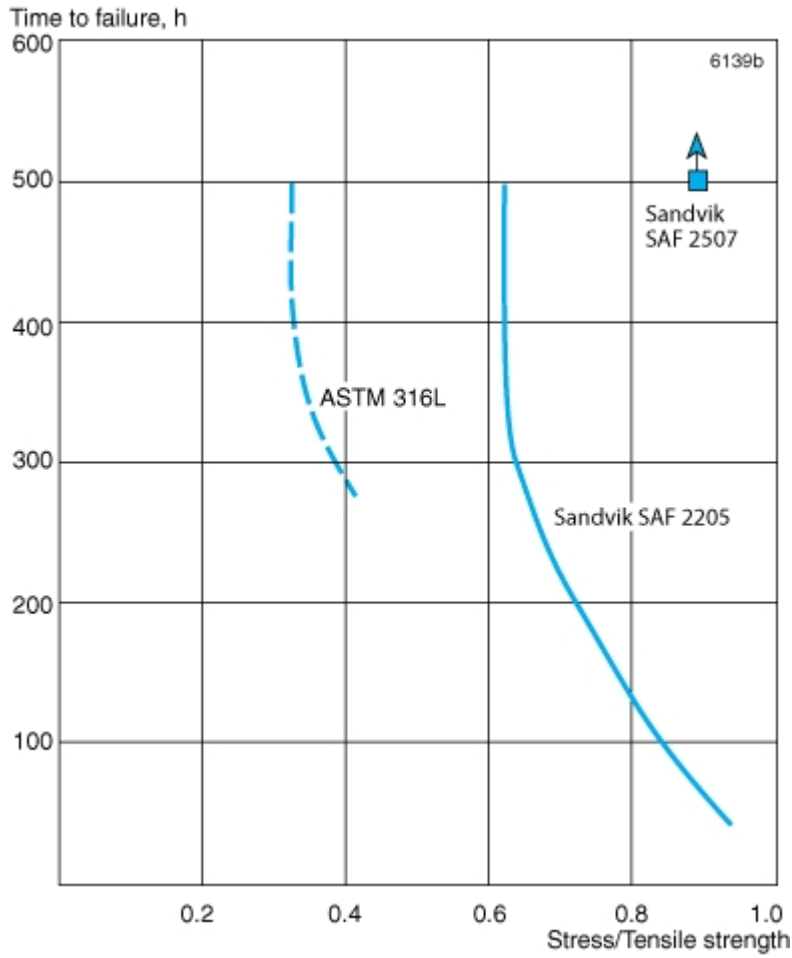


Figure 14. Results of SCC tests with constant load in 40% CaCl<sub>2</sub>, pH=1.5, at 100 °C (210°F) with aerated test solution.

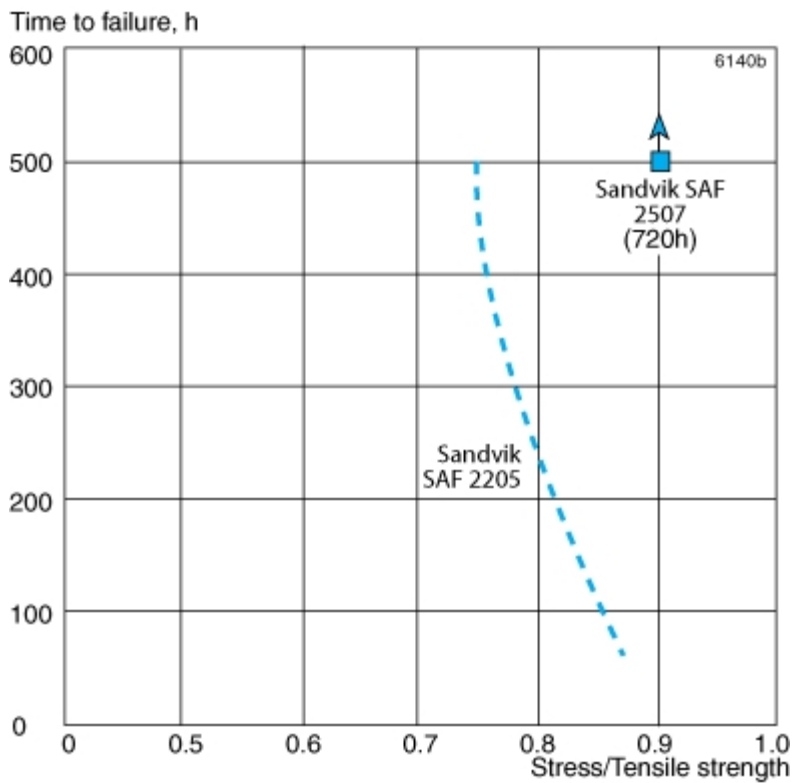


Figure 15. Constant load SCC tests in NACE solution at room temperature (NACE TM 0177).

Figure 15 shows the results of SCC tests at room temperature in NACE TM0177 Test solution A (5% sodium chloride and 0.5% acetic acid saturated with hydrogen sulfide). No cracking occurred on Sandvik SAF 2507®, irrespective of the applied stress.

In aqueous solutions containing hydrogen sulfide and chlorides, stress corrosion cracking can also occur on stainless steels at temperatures below 60 °C (140 °F). The corrosivity of such solutions is affected by acidity and chloride content. In direct contrast to the case with ordinary chloride-induced stress corrosion cracking, ferritic stainless steels are more sensitive to this type of stress corrosion cracking than austenitic steels.

In accordance with ISO 15156/NACE MR 0175 solution annealed and rapid cooled wrought Sandvik SAF 2507® is suitable for use at temperatures up to 450 °F (232 °C) in sour environments in oil and gas production, if the partial pressure of hydrogen sulphide does not exceed 3 psi (0.20 bar).

Sandvik SAF 2507®, with a maximum hardness of 32 HRC, solution annealed and rapidly cooled, according to NACE MR0103, is suitable for use in sour petroleum refining.

### Hydrogen Induced Stress Cracking (HISC)

Hydrogen Induced Stress Cracking (HISC) is an embrittlement phenomenon which may occur in cathodically protected subsea steel constructions in the presence of high tensile stresses. When connected to cathodically protected carbon steels, super duplex stainless steels will also be cathodically protected even though this is not necessary. At the prevalent low electrochemical potentials, atomic hydrogen will be generated on the steel surfaces by the reduction of sea water. Embrittlement due to HISC may occur when hydrogen diffuses into the metal.

Hydrogen diffuses much faster in the ferrite phase than in the austenite phase. Therefore, ferritic steels and ferrite containing steels, e.g. super duplex stainless steels, are more susceptible to HISC than austenitic stainless steels. A high mechanical stress increases the risk of HISC by increasing the hydrogen diffusion rate, crack initiation and propagation in the material.

In super duplex stainless steels, cracks tend to propagate in the embrittled ferrite phase and arrest at ferrite-austenite phase boundaries. Susceptibility to HISC significantly increases with increasing austenite spacing. Coarse-grained microstructures are therefore more susceptible. A testing program performed at Sandvik Materials Technology has confirmed that tendency to HISC is reduced when austenite spacing is less than 30 µm, as recommended by DNV RP-F112. Cold pilgered and solution annealed tubes with austenite spacing between 5-15 µm have shown very good resistance to HISC under applied stress up to 130% of the yield strength without cracking.

The acceptable stress without HISC occurring for products with different austenite spacing is illustrated in figure 16.

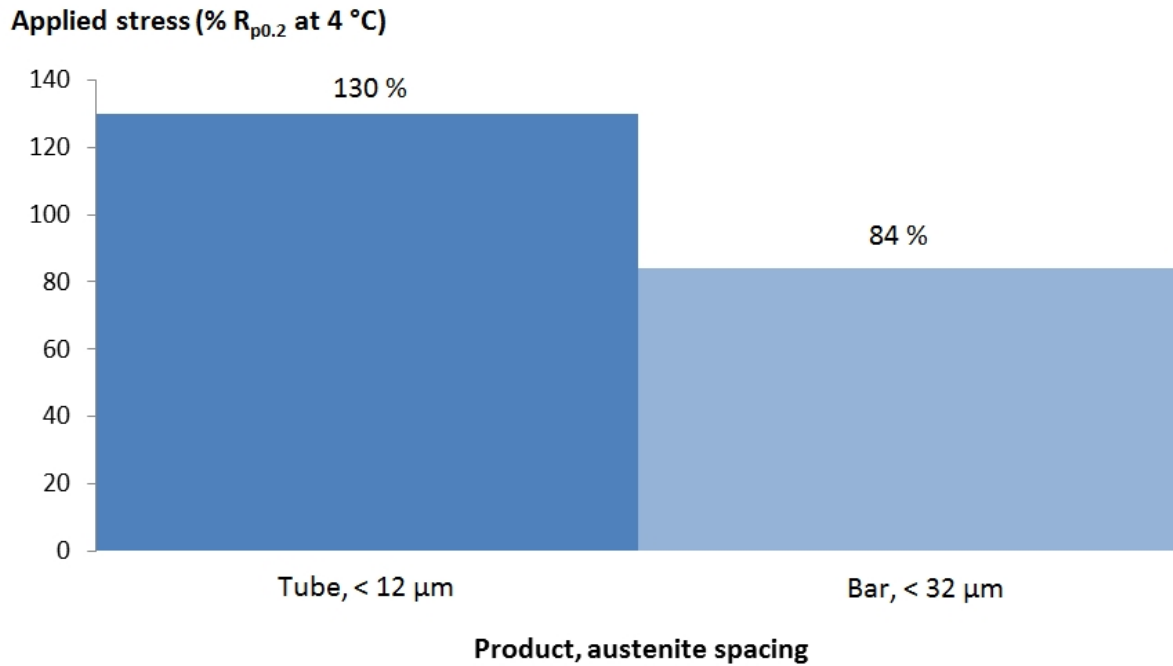


Figure 16. Tolerable stress as a percentage of the actual yield strength at 4°C without HISC occurring is schematically shown for tube and bar products with different austenite spacing. Sandvik SAF 2507® (UNS S32750) has been tested on hydrogen pre-charged tensile specimens, using constant load with a dead weight, with an applied potential of -1050 mV/SCE in a electrochemical cell with 3% NaCl solution at 4°C, 500 hours. [NACE paper no. 07498]

### Intergranular corrosion

Sandvik SAF 2507® is a member of the family of modern duplex stainless steels whose chemical composition is balanced to give quick reformation of austenite in the high temperature heat affected zone of a weld. This results in a microstructure that provides the material with good resistance to intergranular corrosion. Sandvik SAF 2507® passes testing to ASTM A262 Practice E (Strauss test) without reservation.

### Erosion corrosion

The mechanical properties combined with corrosion resistance give Sandvik SAF 2507® a good resistance to erosion corrosion. Testing in sand containing media has shown that Sandvik SAF 2507® has an erosion corrosion resistance better than corresponding austenitic stainless steels. Figure 17 below shows the relative mass loss rate of the duplex Sandvik SAF 2507®, Sandvik SAF 2205™ and an austenitic 6Mo+N type steel after exposure to synthetic seawater (ASTM D-1141) containing 0.025-0.25% silica sand at a velocity of 8.9-29.3 m/s (average of all tests is shown).

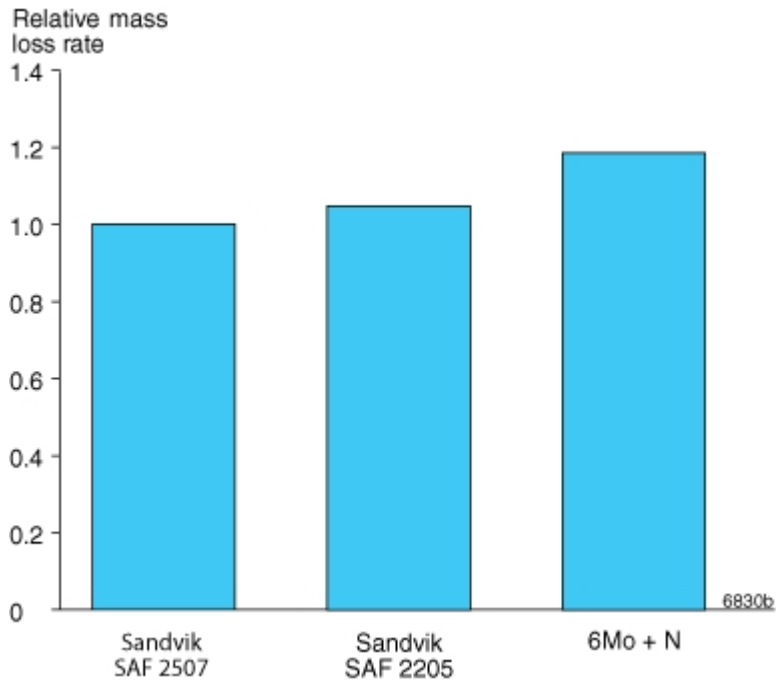


Figure 17. Relative mass loss rate after testing of the resistance against erosion corrosion.

### Corrosion fatigue

Duplex stainless steels which have a high tensile strength usually have a high fatigue limit and high resistance to both fatigue and corrosion fatigue.

The high fatigue strength of Sandvik SAF 2507® can be explained by its good mechanical properties, while its high resistance to corrosion fatigue has been proven by fatigue testing in corrosive media.

### APPLICATIONS

Sandvik SAF 2507® is a duplex stainless steel especially designed for service in aggressive chloride-containing environments. Typical applications are:

#### Typical applications for Sandvik SAF 2507®

Oil and gas exploration and production	Chloride-containing environments such as seawater handling and process systems. Hydraulic and process fluid tubes in umbilicals
Seawater cooling	Tubing for heat exchangers in refineries, chemical industries, process industries and other industries using seawater or chlorinated seawater as coolant
Salt evaporation	Evaporator tubing for production of corrosive salts, e.g. chlorides, sulfates and carbonates
Desalination plants	Pressure vessels for reverse osmosis units, tube and pipe for seawater transport, heat exchanger tubing
Geothermal wells	Heat exchangers in geothermal exploitation units, systems exposed to geothermal or high salinity brines, tubing and casing for production
Oil refining and petrochemical and gas processing	Tubes and pipes where the process environment contains a high amount of chlorides, or is contaminated with hydrochloric acid
Pulp and paper production	Material for chloride-containing bleaching environments
Chemical	Organic acid plants, also when process solutions are contaminated with e.g. chlorides

## Typical applications for Sandvik SAF 2507®

processing	
Mechanical components requiring high strength	Propeller shafts and other products subjected to high mechanical load in seawater and other chloride-containing environments
Desulfurization units	As reheater tubes in flue gas desulfurization systems. The good mechanical and corrosion properties make Sandvik SAF 2507® an economical choice in many applications by reducing the life cycle cost of equipment.

## FABRICATION

### Bending

The starting force needed for bending is slightly higher for Sandvik SAF 2507® than for standard austenitic stainless steels (ASTM 304L and 316L).

If the service conditions are on the limit of the stress corrosion resistance of Sandvik SAF 2507® heat treatment is recommended after cold bending. For pressure vessel applications in Germany and the Nordic countries heat treatment may be required after cold deformation in accordance with VdTÜV-Wb 508 and NGS 1609. Heat treatment should be carried out by solution annealing (See under Heat treatment) or resistance annealing.

Hot bending is carried out at 1125-1025°C (2060-1880°F) and should be followed by solution annealing.

### Expanding

Compared to austenitic stainless steels, Sandvik SAF 2507® has a higher proof and tensile strength. This must be kept in mind when expanding tubes into tubesheets. Normal expanding methods can be used, but the expansion requires higher initial force and should be undertaken in one operation. As a general rule, tube to tubesheet joints should be welded if the service conditions include a high chloride concentration, thus limiting the risk of crevice corrosion.

### Machining

Being a two-phase material (austenitic-ferritic) Sandvik SAF 2507® will present a different tool wear profile from that of single-phase steels of type ASTM 304L. The cutting speed must therefore be lower than that recommended for ASTM 304L. It is recommended that a tougher insert grade is used than when machining austenitic stainless steels, e.g. ASTM 304L.

## FORMS OF SUPPLY

### Seamless tube and pipe– finishes and dimensions

Seamless tube and pipe in Sandvik SAF 2507® is supplied in dimensions up to 260 mm outside diameter. The delivery condition is solution annealed and either white pickled, or bright annealed.

### Other forms of supply:

- Welded tube and pipe
- Fittings and flanges
- Plate, sheet and wide strip
- Bar steel
- Forged products
- Cast products

## HEAT TREATMENT

The tubes are normally delivered in heat treated condition. If additional heat treatment is needed due to further processing the following is recommended.

## Solution annealing

1050-1125°C (1920-2060°F), rapid cooling in air or water.

## MECHANICAL PROPERTIES

The following figures apply to material in the solution annealed condition. Tube and pipe with wall thickness above 20 mm (0.787 in.) may have slightly lower values. For seamless tubes with a wall thickness <4 mm we guarantee proof strength ( $R_{p0.2}$ ) values that are 50 MPa higher than those listed below at 20°C (68°F) as well as those listed at higher temperatures. More detailed information can be supplied on request.

### At 20°C (68°F)

Tube and pipe with wall thickness max. 20 mm (0.79 in.).

#### Metric units

Proof strength, MPa		Tensile strength, MPa	Elongation, %		Hardness, HRC
$R_{p0.2}^{a)}$	$R_{p1.0}^{a)}$	$R_m$	$A^{b)}$	$A_2''$	
≥550	≥640	800-1000	≥25	≥15	≤32

#### Imperial units

Proof strength, ksi		Tensile strength, ksi	Elongation, %		Hardness, HRC
$R_{p0.2}^{a)}$	$R_{p1.0}^{a)}$	$R_m$	$A^{b)}$	$A_2''$	HRC
≥80	≥93	116-145	≥25	≥15	≤32

1 MPa = 1 N/mm<sup>2</sup>

a)  $R_{p0.2}$  and  $R_{p1.0}$  correspond to 0.2% offset and 1.0% offset yield strength, respectively.

b) Based on  $L_0 = 5.65 \sqrt{S_0}$  where  $L_0$  is the original gauge length and  $S_0$  the original cross-section area.

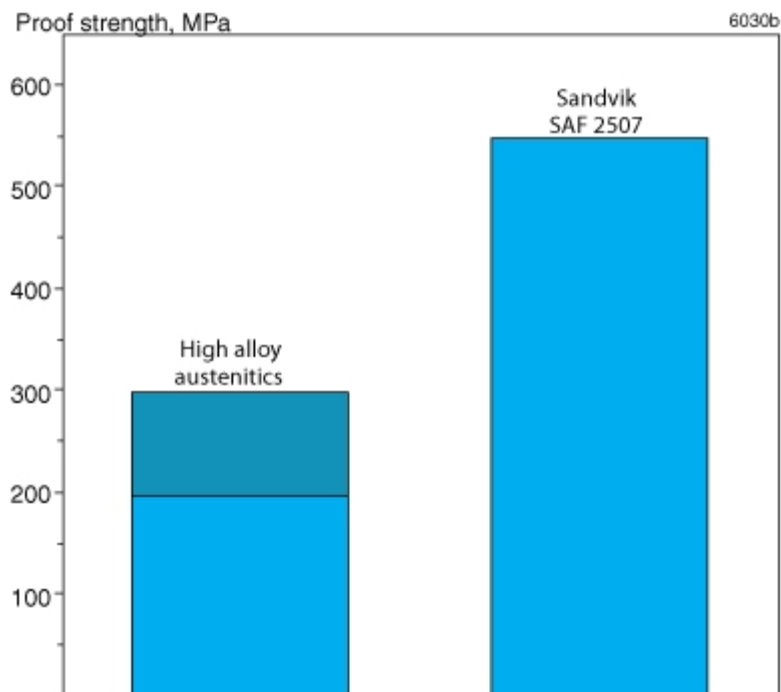


Figure 1. Comparison of minimum proof strength, 0.2% offset, of SAF 2507® and high alloy austenitic grades, for material in the solution annealed condition.

### At high temperatures

If Sandvik SAF 2507® is exposed to temperatures exceeding 250°C (480°F), for prolonged periods, the microstructure changes, which results in a reduction in impact strength. This does not necessarily affect the behavior of the material at the operating temperature. For example, heat exchanger tubes can be used at higher temperatures without any problems. Please contact Sandvik for more information. For pressure vessel applications, 250°C (480°F) is required as a maximum, according to VdTÜV-Wb 508 and NGS 1609.

Tube and pipe with wall thickness max. 20 mm (0.79 in.)

#### Metric units

Temperature, °C	Proof strength R <sub>p0.2</sub> , MPa
	min.
50	530
100	480
150	445
200	420
250	405
300	395

#### Imperial units

Temperature, °F	Proof strength R <sub>p0.2</sub> , ksi
	min.
120	77.0
200	70.5
300	64.5
400	61.0
500	58.5
600	57.0

#### Seamless tube and pipe in the cold-worked condition

Proof strength		Tensile strength		Elong.	Hardness, HRC
R <sub>p0.2</sub>		R <sub>m</sub>		A2"	
MPa	ksi	MPa	ksi	%	
862 - 1034	125-150	≥ 896	≥ 130	≥ 10	≤ 37
965 - 1103	140-160	≥1000	≥ 145	≥ 9	≤ 38

#### Impact strength

Sandvik SAF 2507® possesses good impact strength. The ductile brittle transition temperature is below -50°C (-58°F). The impact strength of welded Sandvik SAF 2507® is also good, although the values are lower than the base metal. The impact strength, if gas shielded arc weldments, is a minimum of 27 J (20 ft lb) at a temperature of -50°C (-58°F).



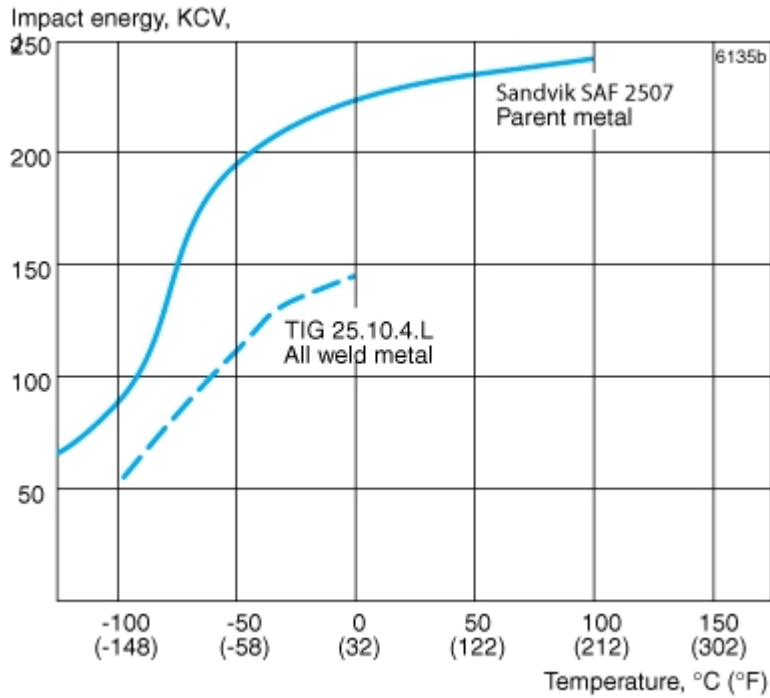


Figure 2. Typical impact energy curves for Sandvik SAF 2507® using standard Charpy V specimens (average of 3 at each temp.). Parent metal samples taken in the longitudinal direction from 260 x 12 mm hot extruded and solution annealed (1075°C / 1965°F) tube. All weld metal samples from Sandvik 25.10.4.L TIG wire.

According to ASME B31.3 the following design values are recommended for UNS S32750 (Sandvik SAF 2507®):

Temperature		Stress	
°F	°C	ksi	MPa
100	38	38.7	267
200	93	38.5	265
300	149	36.4	251
400	204	35.4	244
500	260	34.5	238
600	316	34.3	236

### PHYSICAL PROPERTIES

Density: 7.8 g/cm<sup>3</sup>, 0.28 lb/in.<sup>3</sup>

### Specific heat capacity

Metric units Imperial units

Temperature, °C	J/(kg °C)	Temperature, °F	Btu/(lb °F)
20	490	68	0.12
100	505	200	0.12
200	520	400	0.12
300	550	600	0.13
400	585	800	0.14

### Thermal conductivity

Metric units, W/(m °C)

Temperature, °C	20	100	200	300	400
Sandvik SAF 2507	14	15	17	18	20
ASTM 316L	14	15	17	18	20

Imperial units, Btu/(ft h °F)

Temperature, °F	68	200	400	600	800
Sandvik SAF 2507	8	9	10	11	12
ASTM 316L	8	9	10	10	12

### Thermal expansion

Sandvik SAF 2507® has a coefficient of thermal expansion close to that of carbon steel. This gives Sandvik SAF 2507® definite design advantages over austenitic stainless steels in equipment comprising of both carbon steel and stainless steel. The values given below are average values in the temperature ranges.

#### Metric units, $\times 10^{-6}/^{\circ}\text{C}$

Temperature, °C	30-100	30-200	30-300	30-400
Sandvik SAF 2507	13.5	14.0	14.0	14.5
Carbon steel	12.5	13.0	13.5	14.0
ASTM 316L	16.5	17.0	17.5	18

#### Imperial units, $\times 10^{-6}/^{\circ}\text{F}$

Temperature, °F	86-200	86-400	86-600	86-800
Sandvik SAF 2507	7.5	7.5	8.0	8.0
Carbon steel	6.8	7.0	7.5	7.8
ASTM 316L	9.0	9.5	10.0	10.0

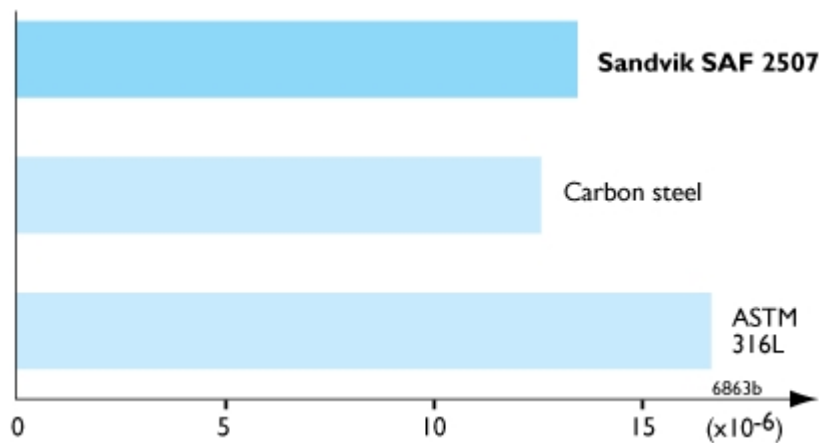


Figure 3. Thermal expansion, per °C (30-100°C, 86-210°F).

### Resistivity

Temperature, °C	μΩm	Temperature, °F	μΩin.
20	0.83	68	32.7
100	0.89	200	34.9
200	0.96	400	37.9
300	1.03	600	40.7
400	1.08	800	43.2

Modulus of elasticity, (x10<sup>3</sup>)

#### Metric units and imperial units

Temperature, °C	MPa	Temperature, °F	ksi
20	200	68	29.0
100	194	200	28.2
200	186	400	27.0
300	180	600	26.2

## WELDING

### Welding

The weldability of Sandvik SAF 2507® is good. Welding must be carried out without preheating and subsequent heat treatment is normally not necessary. Suitable methods of fusion welding are manual metal-arc welding (MMA/SMAW) and gas-shielded arc welding, with the TIG/GTAW method as first choice.

For Sandvik SAF 2507®, heat input of 0.2-1.5 kJ/mm and interpass temperature of <150°C (300°F) are recommended.

### Recommended filler metals

GTAW/TIG welding

ISO 14343 S 25 9 4 N L / AWS A5.9 ER2594 (e.g. Exaton 25.10.4.L)

MMA/SMAW welding

ISO 3581 E 25 9 4 N L R / AWS A5.4 E2594-16 (e.g. Exaton 25.10.4.LR)

ISO 3581 E 25 9 4 N L B / AWS A5.4 E2594-15 (e.g. Exaton 25.10.4.LB)

### Overlay welding

ISO 14343 S 25 9 4 N L / AWS A5.9 ER2594 (e.g. Exaton 25.10.4.L) wire or strip electrodes are recommended for overlay welding of tube sheets and high-pressure vessels in cases where corrosion resistance, equal to that of Sandvik SAF 2507®, is required.

Disclaimer: Recommendations are for guidance only, and the suitability of a material for a specific application can be confirmed only when we know the actual service conditions. Continuous development may necessitate changes in technical data without notice. This datasheet is only valid for Sandvik materials.